

Read this user guide carefully before installation, and keep for future reference.

IMPORTANT: IN THE INTEREST OF PRODUCT PERFORMANCE AND SAFETY PLEASE READ THESE INSTALLATION AND WARRANTY INSTRUCTIONS BEFORE INSTALLING THE PRODUCT.



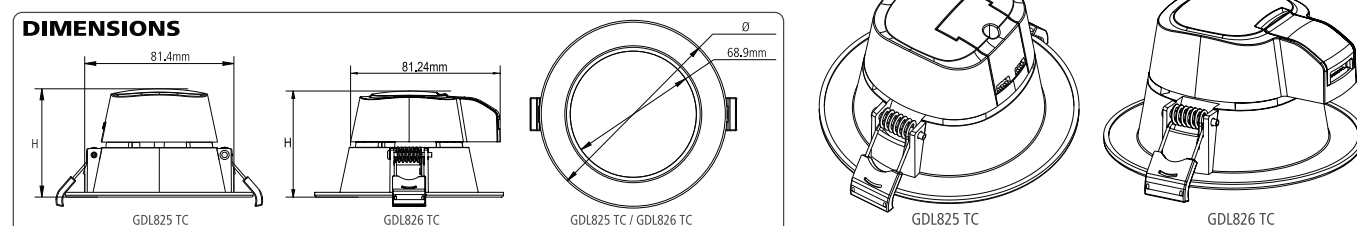
**MUST BE INSTALLED
BY A LICENSED
ELECTRICIAN**

G-Light products are designed in accordance with all mandatory International, Australian and New Zealand Standards, which require installation by a qualified installer and regular cleaning and maintenance of the equipment. Products are sold in accordance with the following instructions and **NSG** standard terms and conditions of sale.

LED downlight **VENUS** series electrical and installation specification effective 03/2019.

VENUS

MODEL: GDL825 TC / GDL826 TC



MODEL NO.	INPUT VOLTAGE (V)	POWER (W)	LUMEN (lm)	COLOUR TEMPERATURE (K)	BEAM ANGLE (°)	CRI	DIMENSIONS (Ø×H) (mm)	CUT OUT SIZE (Ø) (mm)	FITTING COLOUR
GDL825 TC WH	230	9	770 / 880 / 850	3000 / 4000 / 5700	100	>82	102.5 X 59	90	White
GDL826 TC WH	230	9	770 / 880 / 850	3000 / 4000 / 5700	100	>82	102.5 X 57.6	90	White

Electrical class	II	Line current	See product label rating
Nominal frequency (Hz)	50	In-rush current	5A 500µS
Power factor	>0.95	Earth Leakage current	NA
Operating ambient min/max (°C)	-20 ~ +40	Storage ambient limit (°C)	-20~+80
Operating humidity	20% to 90% RH, NC	Storage humidity	10% to 95% RH, NC
Calculated TM-21,85 °C, L70 (hrs)	54,000	Reported TM-21, 85 °C,L70 (hrs)	36,000
Aiming restrictions (if any)	No	Product application	Interior commercial / residential
IK rating (if relevant)	NA	Product installation orientation	Recessed mount
CCT (k) switch control	Yes	Dimmable	Yes
Insulation cover rating (if any)	IC-F	PIXIEconnectivity	Yes switch & dimming
IP rating	IP44 from below ceiling	User replaceable LED	No
IP rating for interior products: The designated IP rating is "from below the ceiling" unless otherwise specified.			
IP rating ALL products: Termination of the product must be made in accordance with the IP rating.			
Earth Leakage current: Is calculated in accordance with AS/NZ 60598.1.2013 table 10.3.			

1. Recycling – NSG encourages recycling, please consider the environment when disposing off packaging and components.

2. Switching or test intervals – For optimum product performance, good design practice does not encourage 24/7 operation of lighting products without the provision of a routine switching or regulatory test cycle. As a guide for continual operation installations, a twelve (12) hour duration for Industrial and Commercial applications and six(6) hour duration for Residential applications should be considered.

3. Product maintenance – In line with the relevant design standards and to protect your investment, it is important to have in place a routine cleaning program that reflects the installation environment and maintains the product in a clean and functional condition.

IMPORTANT - The supply must be isolated before any product maintenance or cleaning is conducted. In addition, damage to ANY cable or cord supplied with the product must be addressed as follows; For attachment type X having a specially prepared cable, if the external flexible cable is damaged, it must be replaced by an equivalent cable exclusively available from the manufacturer or authorised installer. For attachment type Y, if the external flexible cable is damaged, it must be exclusively replaced by an equivalent cable by the manufacturer or authorised installer. For attachment type Z, if the external flexible cable is damaged, the cable cannot be replaced and the luminaire must be destroyed.

4. Adverse, corrosive and coastal installation applications – Unless the product is specifically designated for such applications in these installation instructions, which is supported by a professional maintenance program; installation of equipment in such environments is not recommended.

5. Dimming products – Dimming circuits and product compatibility must be validated by the installer before installation; **NSG** cannot be responsible for third party changes in dimmer compatibility.

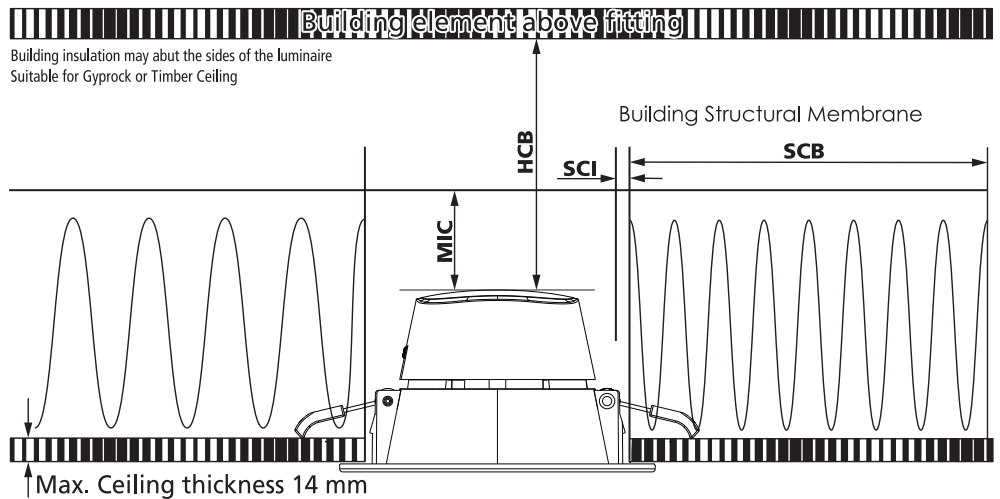
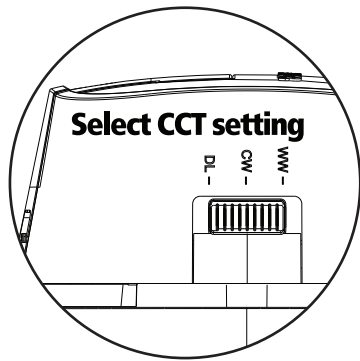
6. Suspended products – For installation safety, any suspended products must NOT be installed in high air movement spaces or locations subject to impact.

7. Specific installation procedures – Installation Orientation



These ranges of G-Light LED products have been tested to AS/NZS60598.2.2:2011 standards and are approved to the luminaire will not exceed 90° when side abut or covered with ceiling insulation. Building insulation used to abut and cover the luminaire must meet the following requirements:

- 1: Be of a type that can maintain its dimensions and structural integrity when exposed to the maximum surface temperatures of the class of luminaire, being 90°C and must withstand a 30s needle flame test carried out in accordance with AS/NZS 60695.11.5 with the flame applied to all surfaces of the sample.
- 2: [New Zealand Only] Loose fill insulation as defined in NZS4246 is not permitted to abut or cover this luminaire.



DIMENSION	CLEARANCE
HCB – The minimum clearance distance from the top of the luminaire to any normally flammable building element	0 mm
MIC – The minimum clearance distance from the top of the luminaire to any building insulation	0 mm
SCB – The minimum clearance distance from the side of the luminaire to any normally flammable building element	0 mm
SCI – The minimum clearance distance from the side of the luminaire to any building insulation	0 mm
SCG – Side clearance to auxiliary equipment control gear (CG)	NA

8. Warranty – In accordance with **NSG's** standard terms and conditions of sale, **NSG** warrant this product to be free from defects in materials and or workmanship for a period as stated below for goods not subject to incorrect installation, maintenance, operation, mishandling, environmental, unauthorised modifications or electrical operating conditions outside the nominated product specification as detailed in these installation instructions. The benefits to you given by this warranty are in addition to other rights and remedies you have under law. Our goods come with guarantees that cannot be excluded under the New Zealand Consumer Guarantees Act. You are entitled to a replacement or refund for a major failure and compensation for any other reasonably foreseeable loss or damage. You are also entitled to have the goods repaired or replaced if the goods fail to be of acceptable quality and the failure does not amount to a major failure.

Warranty term – *Thirty six (36) months from date of purchase for commercial use, sixty (60) months from date of purchase for residential use.*

How to make a claim?

Step # 1 – Within 30 days of the fault discovery, please contact the original place of the G-Light product purchase during standard (local) business hours, with the following information: (a) proof of purchase (b) description and quantity of the claimed fault (c) address of installation. (d) operating hours of the product.

Step # 2 – It is then the responsibility of the original place of product purchase to report the matter to **NSG** aftersales;

Step # 3 – Upon review of your claim and if the product is required to be returned to **NSG** for technical evaluation, then at the owners expense the product must be returned to **NSG** as per the above nominated locations.

Step # 4 – Pending the evaluation, the claim will be validated resulting in the product being repaired or replaced with the same or best equivalent product at the discretion of **NSG**, or rejected if the product fault was found to be caused by conditions beyond the responsibility of **NSG** warranty obligations. Consideration of installation, product removal, return freight and or testing fees are not the responsibility of **NSG**.

