


**MIT**

# **GCLRC753**

**RECESSED CONTINUOUS ALUMINIUM PROFILE**



Ceiling recess mounted linear down light for ambient lighting. Can be used as a single piece installation or continuous installation. The connector and the flexible PMMA diffuser help to achieve a seamless light installation.

Supplied in either white or black finish with 36w, 4000k LED lamp and constant current LED driver.



# MIT

RECESSED CONTINUOUS ALUMINIUM PROFILE

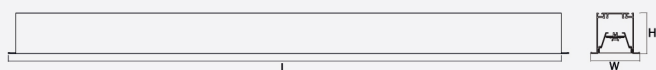
**GCLRC753**



## FEATURES


- Extruded aluminium alloy housing
- Electrostatic thermo-painted finish
- High transmittance light guide PMMA diffuser
- Constant current LED driver fitted
- Installation: Recessed
- Lifespan: 50000Hrs @ L70, Ta 25°C
- Ta: -20 to +50°C

## DIMENSION



## ACCESSORIES

GCLRC753-CONNECTOR



## TECHNICAL SPECIFICATIONS

MODEL NO.	INPUT VOLTAGE (V)	POWER (W)	LUMEN (lm)	COLOUR TEMPERATURE (K)	BEAM ANGLE (°)	DIMENSIONS (LxWxH) (mm)	CUT OUT SIZE (LxW) (mm)	FITTING COLOUR	CARTON QUANTITY
GCLRC753/120 CW WH	230	36	3944	4000	90	1160 x 90 x 75	1150 x 75	White	1

**The diffuser can be cut to any length to form seamless lighting**

## STRUCTURE

